

Phase portraits : Case of two distinct, real eigenvalues

Consider the linear system of ODEs

$$\dot{Y} = AY \quad \text{where} \quad Y = \begin{pmatrix} y_1 \\ y_2 \end{pmatrix}$$

and  $A$  is a  $2 \times 2$  matrix

$$A = \begin{pmatrix} a_{11} & a_{12} \\ a_{21} & a_{22} \end{pmatrix}$$

With two real and ~~distinct~~ distinct eigenvalues  $\lambda_1, \lambda_2 \in \mathbb{R}$   
 $\lambda_1 \neq \lambda_2$  and eigenvectors

$$u_1 = \begin{pmatrix} p_1 \\ q_1 \end{pmatrix} \quad \text{corresponding to } \lambda_1$$

$$u_2 = \begin{pmatrix} p_2 \\ q_2 \end{pmatrix} \quad \text{corresponding to } \lambda_2$$

Since the eigenvectors are **linearly independent**  
there is a unique way to decompose  $Y$  into a  
linear combination of  $u_1$  and  $u_2$


$$Y = \tilde{y}_1 u_1 + \tilde{y}_2 u_2$$

Proposition The vector  $\tilde{Y} = \begin{pmatrix} \tilde{y}_1 \\ \tilde{y}_2 \end{pmatrix}$  of the new coordinates

follows the dynamical system

$$\dot{\tilde{Y}} = \tilde{A} \tilde{Y} \quad \text{where} \quad \tilde{A} = \begin{pmatrix} \lambda_1 & 0 \\ 0 & \lambda_2 \end{pmatrix}$$

Proof Since  $Y = \tilde{y}_1 u_1 + \tilde{y}_2 u_2$  we have



$$\begin{pmatrix} y_1 \\ y_2 \end{pmatrix} = \tilde{y}_1 \begin{pmatrix} p_1 \\ q_1 \end{pmatrix} + \tilde{y}_2 \begin{pmatrix} p_2 \\ q_2 \end{pmatrix} = \begin{pmatrix} \tilde{y}_1 p_1 + \tilde{y}_2 p_2 \\ \tilde{y}_1 q_1 + \tilde{y}_2 q_2 \end{pmatrix}$$

This transformation can be written in matrix form as

$$Y = U \tilde{Y} \quad \text{where} \quad U = \begin{pmatrix} p_1 & p_2 \\ q_1 & q_2 \end{pmatrix}$$

Indeed

$$\begin{pmatrix} y_1 \\ y_2 \end{pmatrix} = \begin{pmatrix} p_1 & p_2 \\ q_1 & q_2 \end{pmatrix} \begin{pmatrix} \tilde{y}_1 \\ \tilde{y}_2 \end{pmatrix} = \begin{pmatrix} p_1 \tilde{y}_1 + p_2 \tilde{y}_2 \\ q_1 \tilde{y}_1 + q_2 \tilde{y}_2 \end{pmatrix} \quad \square$$

$$Y = \tilde{y}_1 u_1 + \tilde{y}_2 u_2 \Leftrightarrow Y = U \tilde{Y}$$

- Since  $u_1$  and  $u_2$  are linearly independent,  $\det U \neq 0$  and therefore  $U$  is INVERTIBLE

Therefore

$$U^{-1} \dot{Y} = \underbrace{U^{-1} U}_{\text{Id}} \dot{\tilde{Y}} \Rightarrow \boxed{\dot{\tilde{Y}} = U^{-1} \dot{Y}} *$$

Differentiating with respect to time Eq. (\*) we get

$$\dot{\tilde{Y}} = U^{-1} \dot{Y} = U^{-1} \dot{Y} = U^{-1} A Y = U^{-1} A U \tilde{Y}$$

$\uparrow$  using  $\dot{Y} = AY$        $\uparrow$  using  $Y = U\tilde{Y}$

Putting  $U^{-1} A U = \tilde{A}$  we have that

$$\dot{\tilde{Y}} = \tilde{A} \tilde{Y} \quad \text{where} \quad \tilde{A} = U^{-1} A U$$

$U$  is the matrix of eigenvectors of  $A$

$\Rightarrow$  so it diagonalizes the matrix  $A$ , i.e.

$$\tilde{A} = \begin{pmatrix} \lambda_1 & 0 \\ 0 & \lambda_2 \end{pmatrix} = U^{-1} A U$$

□

Since  $\dot{\tilde{y}} = \tilde{A} \tilde{y}$  it follows that

$$\begin{pmatrix} \dot{\tilde{y}}_1 \\ \dot{\tilde{y}}_2 \end{pmatrix} = \begin{pmatrix} \lambda_1 & 0 \\ 0 & \lambda_2 \end{pmatrix} \begin{pmatrix} \tilde{y}_1 \\ \tilde{y}_2 \end{pmatrix} \Rightarrow \begin{cases} \dot{\tilde{y}}_1 = \lambda_1 \tilde{y}_1 \\ \dot{\tilde{y}}_2 = \lambda_2 \tilde{y}_2 \end{cases}$$

therefore 
$$\begin{cases} \tilde{y}_1 = D_1 e^{\lambda_1 t} \\ \tilde{y}_2 = D_2 e^{\lambda_2 t} \end{cases} \quad \text{with} \quad y = \tilde{y}_1 u_1 + \tilde{y}_2 u_2$$

In other words  $\tilde{y}_1(t) = c_1(t)$  and  $\tilde{y}_2(t) = c_2(t)$  indicating with  $c_1(t)$  and  $c_2(t)$  the notation used in week 9

What is the phase portrait in the new coordinates  $\tilde{y}_1, \tilde{y}_2$ ?

---

Example

$$\dot{y} = Ay$$

where  $A = \begin{pmatrix} -4 & 6 \\ -3 & 5 \end{pmatrix}$

with

$$\lambda_1 = 2$$

$$\rightarrow u_1 = \begin{pmatrix} p_1 \\ q_1 \end{pmatrix} = \begin{pmatrix} 1 \\ 1 \end{pmatrix}$$

$$\lambda_2 = -1$$

$$\rightarrow u_2 = \begin{pmatrix} p_2 \\ q_2 \end{pmatrix} = \begin{pmatrix} 2 \\ 1 \end{pmatrix}$$

It follows that  $U$  is given by

$$U = \begin{pmatrix} p_1 & p_2 \\ q_1 & q_2 \end{pmatrix} = \begin{pmatrix} 1 & 2 \\ 1 & 1 \end{pmatrix}, \quad \det U = 1 - 2 = -1 \\ \det U \neq 0$$

$$U^{-1} = \frac{1}{\det U} \begin{pmatrix} q_2 & -p_2 \\ -q_1 & p_1 \end{pmatrix} = \frac{1}{-1} \begin{pmatrix} 1 & -2 \\ -1 & 1 \end{pmatrix} = \begin{pmatrix} -1 & 2 \\ 1 & -1 \end{pmatrix}$$

$$\tilde{A} = U^{-1} A U = \begin{pmatrix} -1 & 2 \\ 1 & -1 \end{pmatrix} \begin{pmatrix} -4 & 6 \\ -3 & 5 \end{pmatrix} \begin{pmatrix} 1 & 2 \\ 1 & 1 \end{pmatrix} = [\text{check at home}] \\ = \begin{pmatrix} 2 & 0 \\ 0 & 1 \end{pmatrix} = \begin{pmatrix} \lambda_1 & 0 \\ 0 & \lambda_2 \end{pmatrix}$$

---

We have  $Y = \tilde{y}_1 u_1 + \tilde{y}_2 u_2$  with  $\dot{\tilde{Y}} = \tilde{A} \tilde{Y}$

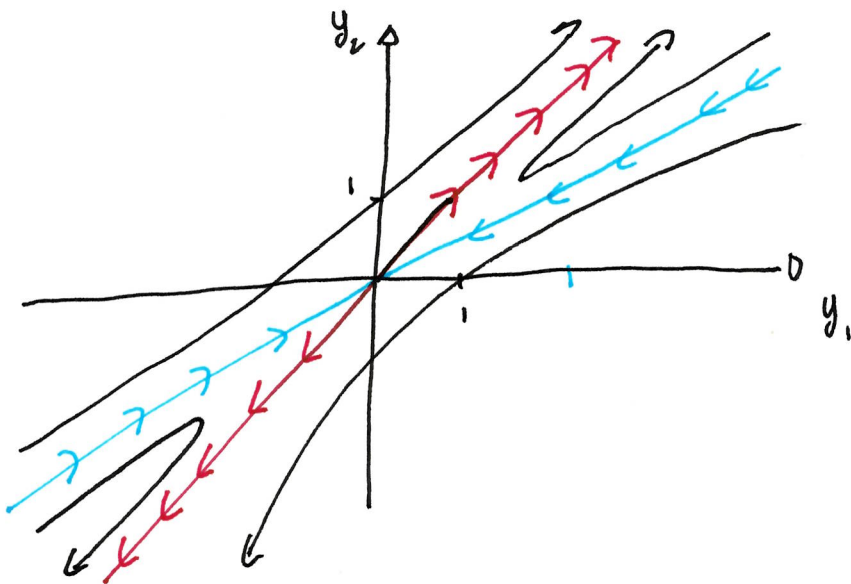
Therefore  $\tilde{y}_1, \tilde{y}_2$  can be interpreted as new set of coordinates describing the trajectory on the basis of the eigenvectors

$u_1, u_2$ .

# Phase portrait in the original and in the new coordinates

[Note that only phase portraits in the original coordinates are examinable]

Original coordinates [example in week 9]



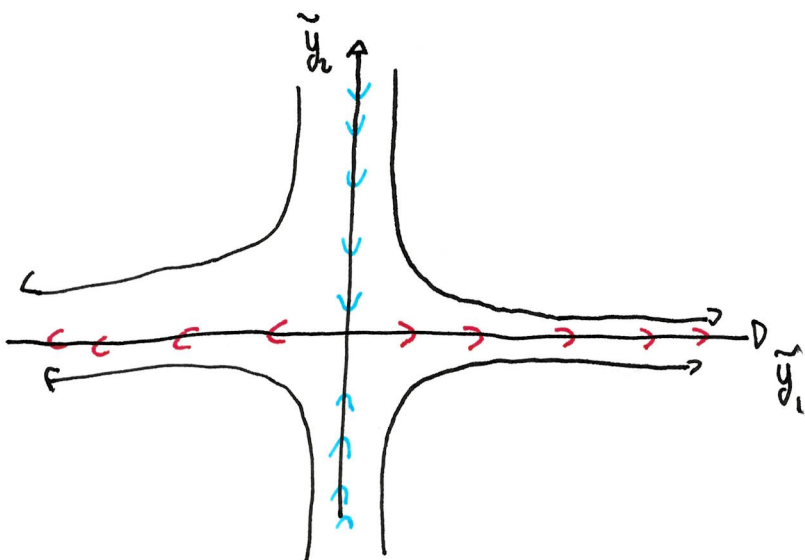
$$\lambda_1 = 2 \quad u_1 = \begin{pmatrix} 1 \\ 1 \end{pmatrix}$$

$$\lambda_1 > 0$$

$$\lambda_2 = -1 \quad u_2 = \begin{pmatrix} 2 \\ 1 \end{pmatrix}$$

SADDLE

New coordinates



The phase portrait in the new coordinates is TOPOLOGICALLY EQUIVALENT to the phase portrait in the original coordinates