

BD Vacutainer® System

BD Diagnostics, Preanalytical Systems








Tube Guide including Order of Draw

Please display this in clinical areas beside your venepuncture equipment

HDFT Pathology (Nov 2008 update) - ALWAYS USE ICE REQUEST FORMS

For further advice (eg Paed tubes) see the Pathology Handbook or tel. 01423 55(3000)

Blood Samples should be taken in the following order:

Catalogue Number	Colour Code	Tube Type	Determinations	Special Instructions
Draw Volume 8-10 ml		Blood Culture	Aerobic followed by anaerobic - 8-10mls per bottle. If insufficient blood for both culture bottles, use aerobic bottle only. Wipe rubber septum with fresh alcohol steret before use.	
363093 Draw Volume 1.8ml	 Light Blue	Sodium Citrate	Coagulation Screen (PT and APTT) INR, & Fibrinogen Thrombophilia (x4) or (x2) 4.5 mls + 1xGold +1xEDTA Haemophilia Screen (x2)	Thrombophilia / Haemophilia samples: <u>Mon-Thurs only</u>
Draw Volume	 Black	Sodium Citrate	NOT IN USE AT THIS HOSPITAL	
367837 Draw Volume 6ml	 Red	Serum / Plastic	Cold Agglutinins - special instructions, Cryoglobulins - special instructions	IMPORTANT: Both must be kept at 37 Degrees C Cold Aggs by prior arrangement only - contact lab on 3069
367954 Draw Volume 5ml	 Gold	SST™ II	All Routine Chemical Pathology Tests, incl hormone & cortisol-ethanol Paul Bunnell (IM), Vit B12 & Folate, Immunology tests, Microbiology Serology	Ethanol: inpatients only
367375 Draw Volume 4.5ml	 Green	Lithium Heparin and PST™ II	Renin, Ammonia, Chromosome, BNP & Troponin plus other special assays	NB: BNP & Troponin have separate ICE request forms
368860 Draw Volume 4ml	 Lavender	EDTA	FBC, Plasma Viscosity, Hb A1C, G6PD, PTH, Lead, DAGT (DCT), Mercury, Hb Electrophoresis, HLA B27 (x2), Ammonia, Molecular (DNA) investigations	PV: Seperate tube required (eg FBC+PV = 2 x EDTA) Ammonia: contact 3000 for collection instructions HLA B27: 4 Points of ID (Full name, DoB, Hospital or NHS Number and Address) - Handwritten please
367941 Draw Volume 6ml	 Pink	Cross Match EDTA	Blood Group & Save Serum, Crossmatch, Antenatal serology	All transfusion samples MUST be clearly handwritten & include Full Name, DoB, Sex and Hospital number
367692 Draw Volume 2ml	 Grey	Fluoride Oxalate	Fasting Glucose, Non-fasting Glucose, Lactate	Lactate: Needed in Laboratory ASAP
367737 Draw Volume 7ml	 Royal Blue	Trace Element	Zinc	

RECOMMENDED ORDER OF DRAW:

1. Tubes with no Additive
2. Coagulation Tubes
3. Other tubes with ADDITIVES

BD Diagnostics, Preanalytical Systems
Between Towns Road, Cowley, Oxford. OX4 3LY
Tel. No.: 01865 781540 Fax: 01865 781528

BD, logo, Vacutainer, Hemogard are all trademarks of Becton Dickinson & Company

BD Vacutainer® System

BD Diagnostics - Preanalytical Systems

Mixing Guidelines



All BD Vacutainer® tubes require immediate mixing following collection

Colour Code	Tube Type	Inversions
 Light Blue	Sodium Citrate	3-4 Times
 Red	Serum	5-6 Times
 Gold	SST™ II	5-6 Times
 Green	Heparin & PST™ II	8-10 Times
 Lavender	EDTA	8-10 Times
 Pink	Cross Match	8-10 Times
 Grey	Fluoride Oxalate	8-10 Times
 Royal Blue	Trace Element	8-10 Times

Insufficient mixing can result in inaccurate test results and the need to re-draw