

# School of the Arts

## QMplus Student Induction 2024/25

**Presenter**  
**Tatiana Costa – SLLF**  
**Digital Learning Advisor**



# Session Agenda:

- Introduction to the Team
- Introduction to QMplus
- Dashboard
- Profile Actions
- Home Page
- Module Features
- Assessments – Turnitin, Draft Area , Demo course, Grades, Feedback
- Digital Accessibility
- Talis Aspire
- TELT Induction Course
- Where to get help



**QMplus**  
**Online learning environment**  
**<https://qmplus.qmul.ac.uk/>**



## Welcome to QMPLUS.

The Online Learning Environment for Queen Mary  
University of London.

[Log in](#) →



# QMplus dashboard

# Whenever you log into QMplus you will land on your personal dashboard.

### Dashboard

**QMplus Hub Maintenance** - Tuesday 17 September 2024, from 9:00 pm - 11:00 pm (BST)  
QMplus Hub will be unavailable due to essential maintenance on Tuesday 17 September, between 9:00 pm - 11:00 pm (BST). We appreciate your patience while this work is carried out.

**Module search**

Search My Modules | Search All Modules | Advanced search

**Timeline**

Next 7 days | Sort by dates | Search by activity type or name

**Friday, 20 September 2024**

- 11:45 Ask Matthew  
Chat requires action - SED QMplus Laboratory (Caution!)
- 11:45 Ask Matthew  
Chat requires action - JS and CSS Testing Ground
- 23:55 Task 3.2: Please submit your preferences for your essay title  
Questionnaire requires action - Pre-Sessional Course B Online 2024

**Monday, 23 September 2024**

- 15:16 Week 10 Chat about Facundo  
Chat requires action - COM5007/HSP5007 - Colonialism and Culture in Latin America - 2019/20

Starred modules | Recently accessed modules | Upcoming events

**Evaluations (evasys)**

No open surveys available

**Recently accessed Items**

- 001 Title as in MySis (%) due dat...  
School of the Arts Content Creation T...
- 001 Title as in MySis (%) due dat...  
School of the Arts Content Creation T...
- ##Title as in Mysis Portfolio, xx...  
School of the Arts Content Creation T...

Show more items

**Linguistics-2023/24**  
Linguistics 2024/25  
Liberal Arts 2023/24  
Russian

# Timeline

❖ Timeline feature (found on your Dashboard) allows you to view all your upcoming deadlines

The screenshot displays the dashboard interface. On the left is a vertical navigation bar with icons for Home, Calendar, Documents, and a graduation cap. The main content area features a 'Module search' section with a search bar and buttons for 'Search My Modules', 'Search All Modules', and 'Advanced search'. Below this is the 'Timeline' section, which is circled in red. It includes a 'Next 6 months' dropdown, a 'Sort by dates' dropdown, and a search box for 'Search by activity type or name'. A timeline entry for 'Friday, 15 September 2023' at '00:00' shows a document icon and the text 'Have a go at submitting an assignment' and 'Assignment is due · QMplus for Students - 2022/23'. An 'Add submission' button is located to the right of the entry.

# Timeline

See an overview of module deadlines, such as assignment due dates along with other QMplus calendar items.

The screenshot shows the QMplus Dashboard interface. At the top, there is a navigation bar with the QMplus logo, 'All Modules', and 'Help'. A search bar and user profile are also visible. A notification banner at the top states: 'QMplus will be unavailable between 9-11 pm on 19th September. QMplus will be unavailable between 9-11 pm on 19th September (BST), a QMplus maintenance will be carried out. During this time QMplus will be unavailable. We thank you for your patience while we carry out this work.'

The main content area is titled 'Dashboard' and features a 'Module search' section with a search input field and buttons for 'Search My Modules', 'Search All Modules', and 'Advanced search'. Below this is the 'Timeline' section, which is highlighted with a red border. It includes a search bar labeled 'Search by activity type or name', two dropdown menus for 'Next 7 days' and 'Sort by dates', and a list of activities. The first activity is 'Monday, 18 September 2023' at 15:16, titled 'Week 10 Chat about Facundo' with a sub-note 'Chat requires action - COM5007/HSP5007 - Colonialism and Culture in Latin America - 2019/20'. The second activity is at 23:56, titled 'Dissertation Submission Box' with a sub-note 'Assignment is due to be graded - EAL7203 - Dissertation in English Language Teaching / Standard (Research) Pathway - 2022/23'. A 'Grade' button is visible next to the second activity.



# QMplus dashboard icons



Dashboard

Navigate back to your dashboard



My Home

Visit your school home page



Calendar

View your QMplus calendar



Private files

Upload and manage your private files



My modules

Access all your QMplus modules



# Profile action menu










Every QMplus user has a profile page, every user can edit their personal profile information.

You can view the profile page of another user by clicking on the name of the user from within a course, e.g. from within a forum or from the participants page.

If your school QMplus homepage has not been assigned to you, you can select it from your profile settings.

# QMplus profile action menu

-  Profile
-  My Timetable
-  Gradesplus
-  My Media
-  My Files
-  QMplus Hub
-  Log out

Access and edit your QMplus profile

View your timetable

Review your grades

Open My Media

Access your private files

Go to the QMplus Hub website

Log out of QMplus

# QMplus user profile page

## DEN6305 - Aircraft Design - 2022/23



Emma Frost [Message](#) [Add to contacts](#)

I am a first year Medicine student. I am currently chair of the Save Our NHS society at QMUL which educates about and campaigns against the gradual privatisation and fragmentation of the NHS which has occurred over the past thirty years. I also volunteer at Stepney City Farm as an animal volunteer where I spend my time feeding and caring for the animals, helping with general upkeep of the farm and working with those on the youth volunteers programme.

### User details

**Email address**

e.frost@xmen.qmul.ac.uk

**Country**

United Kingdom

**City/town**

London

### Miscellaneous

[Full profile](#)

[View all blog entries](#)

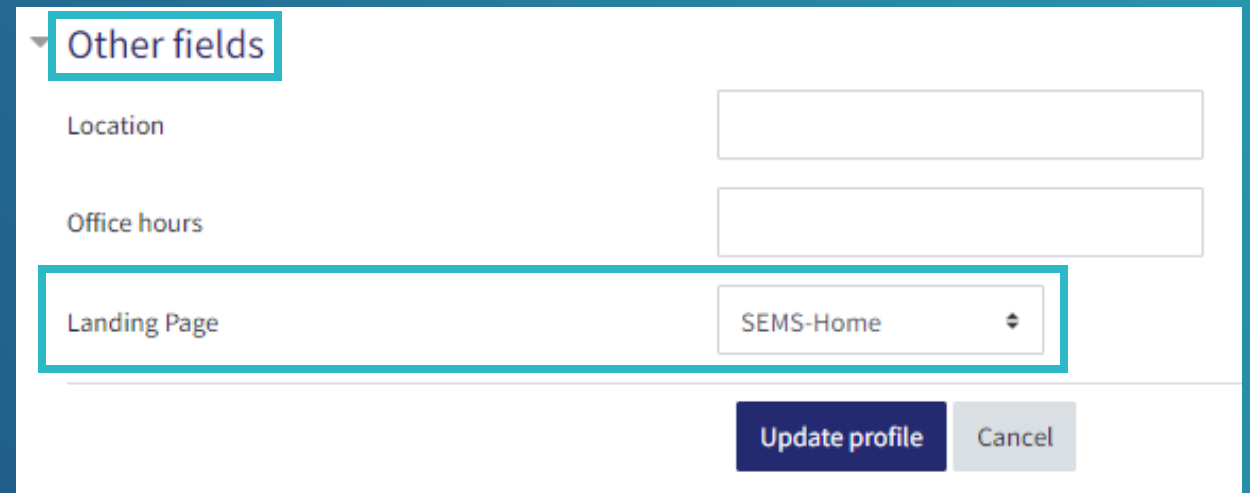
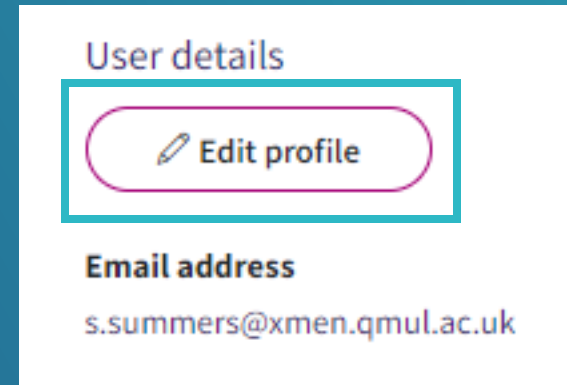
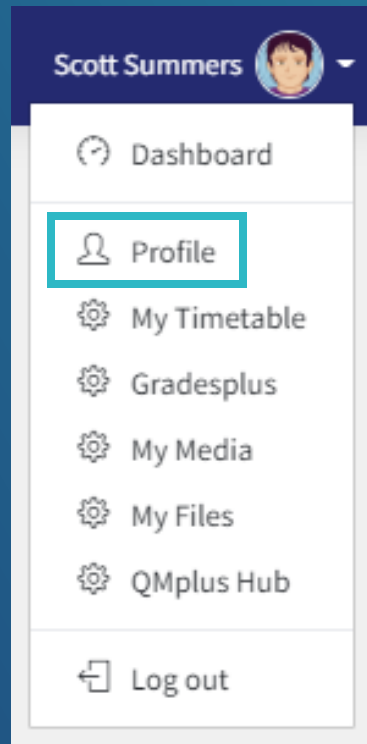
[Notes](#)

[Forum posts](#)

[Forum discussions](#)

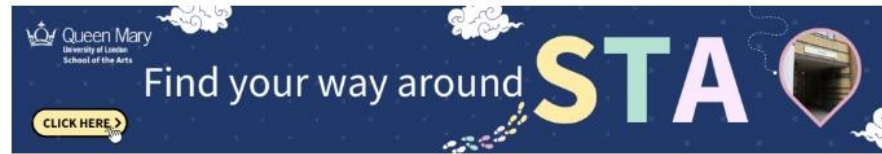
[Open Forum posts](#)

# Changing your school 'My Home' page



# How to navigate the Home Page

## STA Home - School of the Arts



### Support Services

[Advice & Counselling](#)

[Disability & Dyslexia](#)

[IT Services](#)

[Check IT Service Status](#)

[Library Services](#)

[Student Enquiry Centre](#)

[Togetherall](#)

[Cost of Living Support](#)

[Careers \(QMUL\)](#)

[Careers \(Drama\)](#)

[Careers \(English\)](#)

[Careers \(Language, Linguistics and Film\)](#)



### Info Zones for: English Literature, Drama and Creative Writing

[Welcome Week Zone](#)

[Undergraduate Students](#)

[Masters Students](#)

[Research Students](#)

[Staff](#)

Not available unless: You belong to English Literature and Drama (Stu) (hidden otherwise)



### Info Zones for: Linguistics, Liberal Arts, Film, Comparative Literature and Modern Languages

[Welcome Week Zone](#)

[Undergraduate Students](#)

[Masters Students](#)

[Research Students](#)

[QMplus guides for Staff](#)

Not available unless: You do not belong to English Literature and Drama (Stu) (hidden otherwise)



# Module Features



## Module content

Each module will be different, depending on what the module leader has chosen to include, but most will be presented in a similar format and will include material such as;

- Module outlines/module information block
- Lecture slides
- Tools for communicating such as discussion forums
- Tabs & topics: videos, PowerPoint slides, other resources and materials
- Online coursework such (e.g., assignments, quizzes)

# My Modules tab

The screenshot shows the 'My Modules' interface with several red boxes highlighting specific features:

- Filter Menu:** A dropdown menu on the left showing options: All (checked), In progress, Future, Past, Starred, and Removed from view.
- Sort Menu:** A dropdown menu showing options: Sort by course name (checked) and Sort by last accessed.
- View Menu:** A dropdown menu showing options: Card (checked), List, and Summary.
- Action Menu:** A context menu for a module card showing options: Star this module, Unstar this module, Restore to view, and Remove from view.

The main content area displays a grid of module cards. The first card is titled 'Insessional modules' with a sub-header 'Insessional...'. The second card is titled 'German 2022/23' with a sub-header 'Announcements German Subject G...'. The third card is titled 'SLLF Catalan' with a sub-header 'CAT6200 - Catalan III - 2023/24'. Each card has a vertical ellipsis menu icon on its right side.

# Module search

Type part or all of the module name into the box then, to search for one of your own modules, click on 'My modules', or to search for a module that allows self-enrolment, click on All modules.

**Dashboard**

**Module search**

ACADEMIC

Search My Modules

Search All Modules

- ~~Academic Advising & Graduate Attributes: BDS Year 1 - 2019/20~~
- ~~Academic Writing for the Life Sciences~~
- ~~EAL4640 - Academic Listening - 2019/20 - Semester 1~~
- ~~EAL4622 - Principles of Academic Writing 2 - 2019/20~~
- ~~Academic Development Programme Staff Communication Area~~
- ~~EAL7209 - Teaching English in Professional and Academic Settings - 2019/20~~
- ~~AA&GA2 Academic Advising and Graduate Attributes: BDS Year 2 - 2019/20~~

If a course has been hidden by your module administration team, it will appear in the list with grey font and the strikethrough eye icon. Contact your module administrators to find out when the module will be available.

# Starred modules tab

'Star' modules for easy access

My Modules

Starred modules

Recently accessed modules

Timeline



ADP 2018/19 Modules

★ ADP9999A - 2018/19 (Accessibil...



ADP 2018/19 Modules

★ ADP7107 - Teaching With Learn...

See the modules you recently accessed

My Modules

Starred modules

Recently accessed modules

Timeline



Technology Enhanced Learning Team

Default 'My home' Page

# Student Induction 2023/24

Module name

- Module
- Assessment
- Participants
- Grades
- Question bank
- Competencies
- More

- Module Content
- Module Information
- Where to Get help
- Q-Review

Click on each tab to see the available topics and content

- Navigation drawer icons: Home, Calendar, Home, Documents, Settings

Navigation drawer

Find your assessments

Links to lecture recordings and online sessions will be added to the page

Announcements posted by the module leaders



Announcements



Student forum

Forum Description: This forum is available for everyone to post messages to. Students can raise questions or discuss issues related to the module. Students are encouraged to post to this forum and it will be checked daily by the module leaders. Students should feel free to reply to other students if they are able to.

## Week 1 - INTRODUCTION

### Module Info

Core Information

- Code: TD001
- Level: 5
- Credit Value: 15
- Semester: B

Teaching

Schedule

- Personal timetable
- Module timetable

Module info

# Assessment draft Submission

## **STAID24-School of the Arts Draft Assessment Submission Area**


This course area facilitates four assignment submission points for Turnitin testing. This enables you to upload a file and preview the kind of Turnitin report that will be generated for the teaching staff marking your work.

# Submitting assignments

Task : Submit a dummy assignment - media and file uploads

Course - **STAI24** - <https://qmplus.qmul.ac.uk/enrol/instances.php?id=16094>

**Search the module on all modules and self enroll**





- Turnitin generates a similarity report and score (if enabled)
- Schools may choose to allow you to check your Turnitin score for your draft so you can check prior to submitting the assignments

*• A high similarity score will not be immediately interpreted as a case of plagiarism; submissions will be read by subject experts*

feedback studio Joe Bloggs | The Goliath of the Sea 20 /100 1 of 30

**Match Overview**

**45%**

| Rank | Source   | Similarity |
|------|--|------------|
| 1    | animals.nationalgeogr...<br>Internet Source    | 14%        |
| 2    | agaunews.com<br>Internet Source                | 12%        |
| 3    | pro-solutions.texthelp...<br>Internet Source   | 12%        |
| 4    | animals-partner.blogspot...<br>Internet Source | 7%         |

Turnitin ID: 204796631

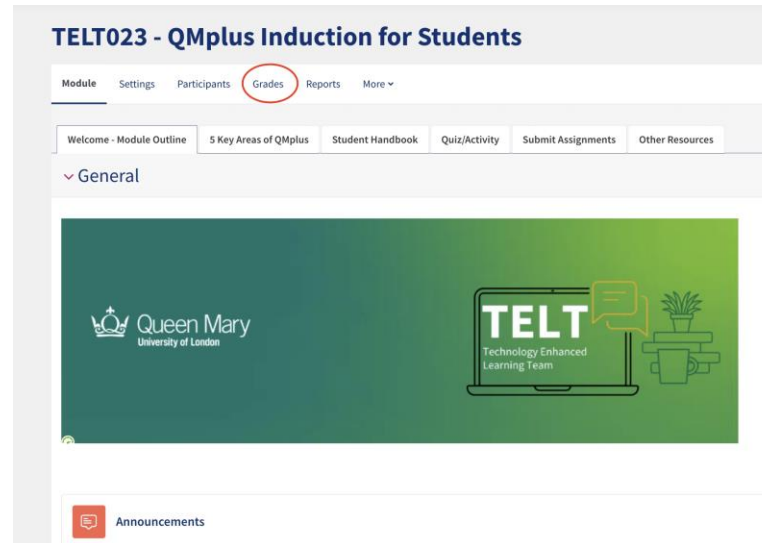
5%



# Grades & Feedback

## Access Grades via:

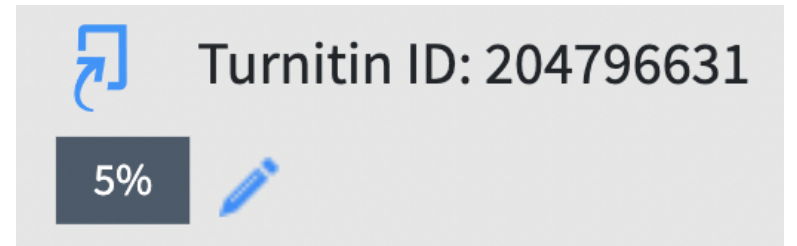
1. "Grades" Section in Navigation Panel of Module
2. Gradesplus - assignments will only appear here when grades have been released



# Grades & Feedback


## Access Feedback via:

- Comment section of assignment submission area may have feedback available to students
- Some markers leave comments in the Turnitin Feedback studio:
  - If available, click pencil icon in assignment submission area to review in-line feedback on Turnitin





# Digital Accessibility

- The Brickfield Accessibility Toolkit is available within the QMplus environment.
- The toolkit aims to enhance your learning by ensuring that course content is accessible to all.
- You will notice coloured circular icons  next to resources in your QMplus course areas. You can use the icons to convert content into a range of different media. Brickfield Accessibility Toolkit icon

# How to Convert Documents -Demo

Convert your own documents outside of QMplus into alternate formats, allowing you to easily read and digest academic content

SensusAccess is a self-service solution designed for educational institutions, allowing automatic conversion of documents into a range of accessible formats, including:

- Audio books (MP3 and DAISY)
- E-books (EPUB, EPUB3, and Mobi)
- Digital Braille

# Talis Aspire Reading List - Demo

- Talis Aspire Reading List is your essential tool for navigating the vast world of academic resources. It's a curated collection of recommended readings, articles, and other materials specifically designed to support your learning journey.

✓ Talis Aspire Example 



Reading List Online - STAI24 - READING LIST 

# Check out TELT website

# telt.qmul.ac.uk

The screenshot shows the homepage of the Technology Enhanced Learning Team (TELT) at Queen Mary University of London. The header includes the university logo and a search bar. Below the header is a navigation menu with links for ABOUT US, TEL APPLICATIONS, ENHANCE YOUR TEACHING, CASE STUDIES, STUDENTS, LEARN & NETWORK, GUIDES, and BLOG. A breadcrumb trail shows 'Home / Help & Support'. A paragraph of text provides information about finding help and support for technology-enhanced learning applications. Below this is a grid of nine service tiles, each with a logo and a label: QMplus, Q-Review, Blackboard Collaborate, QMplus Hub, QMplus Media, Turnitin, Box of Broadcasts, Own Cloud, and MS Teams.

The screenshot shows the Turnitin page on the TELT website. The header and navigation menu are identical to the homepage. The breadcrumb trail is 'Home / Help & Support / Turnitin'. On the left is a vertical sidebar menu with links to QMplus, Q-Review, Blackboard Collaborate, QMplus Media, QMplus Hub, Turnitin (selected), Box of Broadcasts, OwnCloud, Zoom, MS Teams, and Blackboard Ally. The main content area is titled 'Turnitin' and has two tabs: 'Staff' and 'Student'. The 'Student' tab is active, showing a 'Student guides' section with a list of links: Developing your academic writing with Turnitin, How to request that your Turnitin submission is deleted, Interpreting your originality report, Student views of plagiarism, Turnitin Service Disruption, What is Turnitin?, and Which file types does Turnitin accept?

# QMplus Induction Course

## TELT023 - QMplus Induction for Students



**Module**   Assessment   Participants   Grades   Reports   Competencies   More ▾

Welcome - Module Outline

5 Key Areas of QMplus

Quiz/Activity

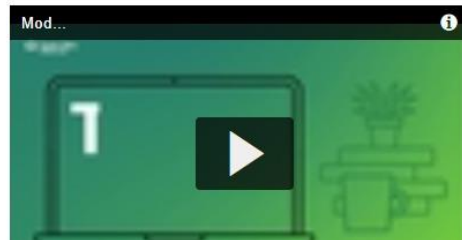
Submit Assignments

Q-Review Lecture Recordings

▾ Welcome to QMplus!

Collapse all

Before you get started, watch this video from your TELT student ambassadors!



<https://qmplus.qmul.ac.uk/course/view.php?id=22700>



## Additional Resources

To find out more about other resources and tools, check out the TELT Induction Handbook:

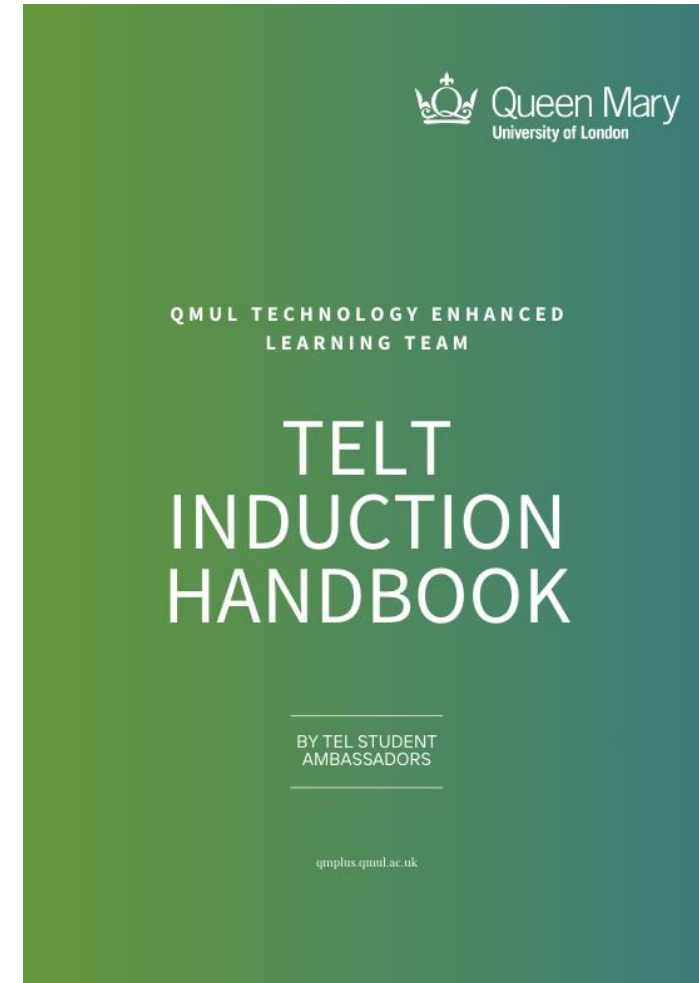
Box of Broadcasts

LinkedIn Learning

Mentimeter

QMplus Media

Sensus Access




---

**Contact us if you need assistance  
with Qmplus**

**Tatiana Costa  
Dylan Gambrill**

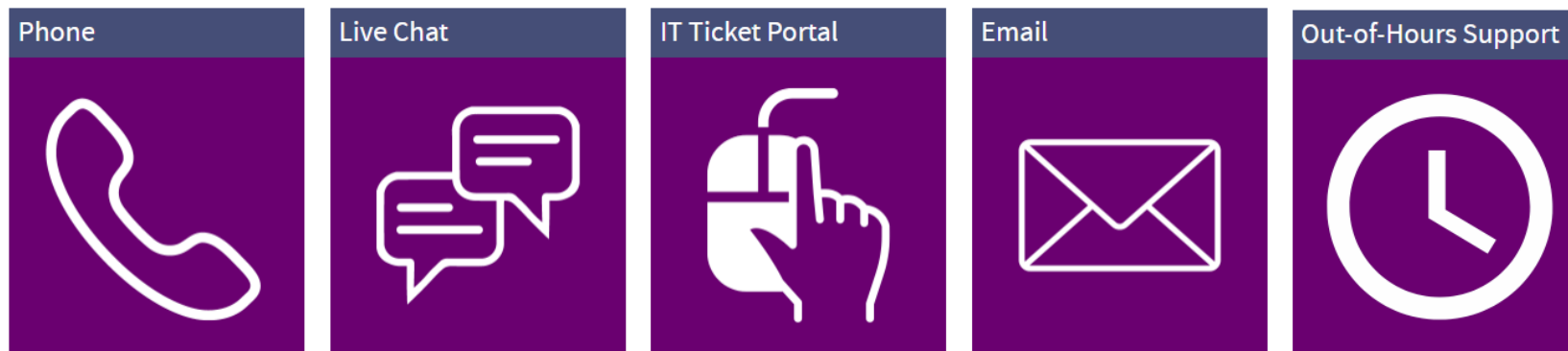
**[Sta-digitallearning@qmul.ac.uk](mailto:Sta-digitallearning@qmul.ac.uk)**



## IT Service Desk

If you require help with QMplus or any other QM technology or service, please contact the IT Service Desk

You can contact IT Services in the following ways:



For more information go to:



Thank  Joy!